


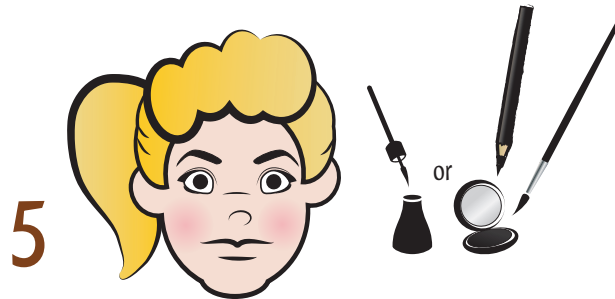






# Easy Theater Makeup for Female Characters!



1 Start with a clean face. Moisturize.

2 Apply a light foundation overall. Creme or liquid are best. *Matte only.*

3 Apply blush to apples of cheeks. No frosted shades! *Matte only.*

4 Define brows. You may use a powder brow definer or pencil as you prefer.

5 Line eyes for definition.

6 Color lids with eyeshadow in matte neutral shades as flatters your coloring and character. This is only for female characters.

*No frosted shadow! Please don't use flat browns as they look dead on stage.*

7 Apply mascara. Use a dark color.

8 Apply lipstick. Check show directions for color. No frosted lip color! *Matte only.*

9 Apply loose translucent powder when finished to set makeup and keep on-stage shine at a minimum. *Repeat during Intermission.*